

#ExpandYourSeasons

CORE RV



5510OX
Overland eXtreme



INTELLI-CORE Structural Composite Construction

www.CORE-RV.com

WHY CORE?



- **The Most Waterproof**
- **The Most Durable**
- **The Best Insulation**
- **No Slip or Rot Floor**
- **INTELLI-CORE Panels**

INTELLI-CORE STRUCTURAL COMPOSITE TECHNOLOGY

Numerous advantages over traditional construction methods results in a lighter, stronger, easier to use, and longer-lasting product which increases capability and productivity.

Lightweight – Easy to tow, even behind utility vehicles.

Durable – Structural composite construction results in a dent-resistant, stronger, and more resilient design.

Non-Conductive – Panels are constructed out of fiberglass, foam, and/or honeycomb materials.

Store Indoors or Out – Panels are waterproof, UV resistant, and built to handle the elements.

Easy to Maintain/Clean – Pressure wash inside and out. Smooth surfaces are easy to clean.

No Organic Materials – NO Mold, NO Rot, NO Mildew!

Precision Engineering – All panels, cabinetry, and storage solutions are manufactured using CNC equipment for higher quality and industry-leading fit and finish.

Thermal Advantage – Paneled construction gives a higher insulated product that is easy to heat/cool at a lower cost.

Easy to Graphic – Smooth, seamless paneled construction provides improved aesthetics and easy graphic application. Panels are available in many color options.

RF Transparent – Composite panels allow for radio wave transparency.

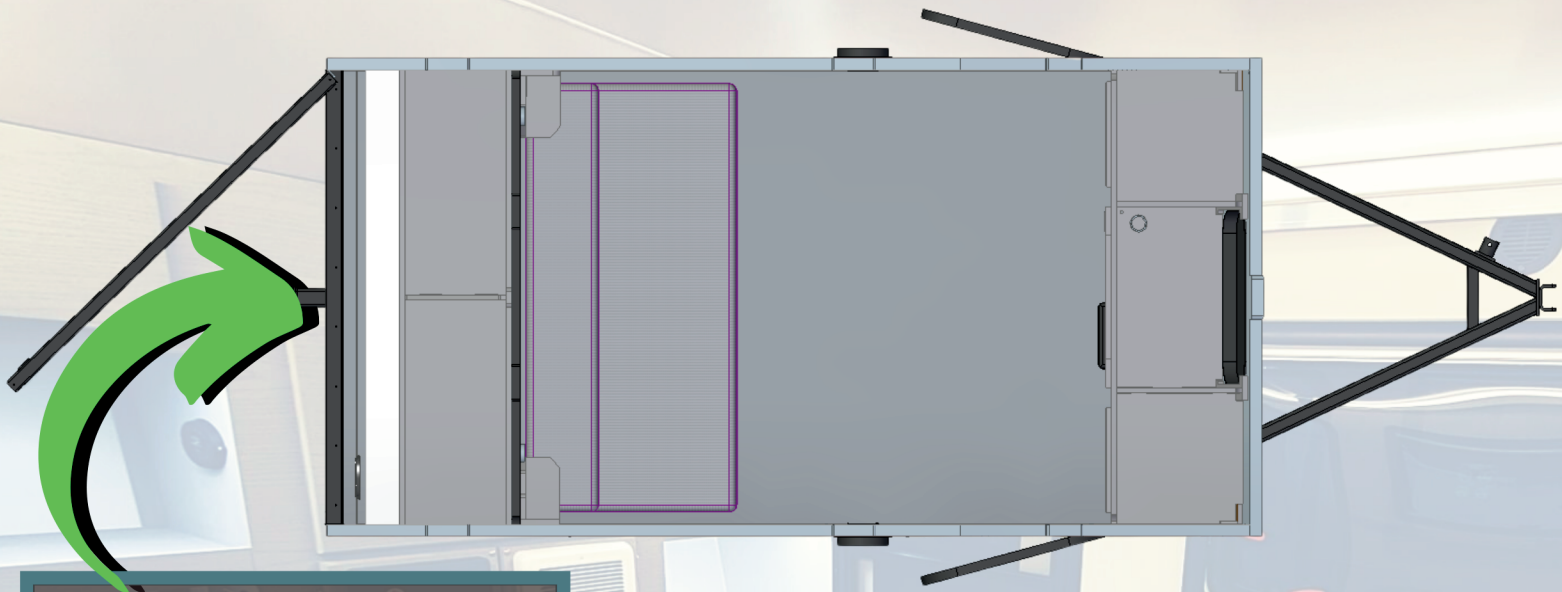
Longer Life – A CORE trailer utilizes manufacturing methods and materials that last longer reducing the frequency and need for replacement.

Easy to Repair – Damage is quickly and easily repaired at a lower cost.

5510 CORE RV



Premium Square-Drop Camper



Rear Galley



Galley Height 50"
Galley Width 62.5"
Galley Length 23.5"

- Waterproof
- Lightweight
- No Rot
- Fully Insulated
- Year-Round Use

www.CORE-RV.com

FEATURES AND OPTIONS

55100X

STANDARD FEATURES

Interior Standard Features

Composite Shell Construction

- INTELLI-CORE Structural Composite Floor, Walls, and Roof
- Fully Insulated R9 Roof, R9 Floor, and R9 Walls
- Non-Skid, Impact Resistant Flooring
- Lightweight, Waterproof PVC Cabinetry
- Non-Organic Construction: NO Mold, NO Rot, NO Mildew

Electrical

- Bluetooth Unit Control Through Phone App
- Perimeter LED Lighting w/ Dimmer Control; LED Task Lighting
- 110V Outlets, 12V Outlets, USB Charge ports
- 45 Amp Power Center; Battery Voltage Gauge
- Battery Disconnect Switch
- Smoke Detector, Fire Extinguisher

Features

- PVC Cabinetry
- Dual Pane Acrylic Windows with Built-In Roll-up Screen and Roll-down Darkening Shade System
- CORE-Rail Track System for Hanging Shelving, Cup Holders, and Other Useful Items to Customize Your Needs

Exterior Standard Features

Construction

- INTELLI-CORE Structural Composite Floor, Walls, and Roof
- 16" Aluminum Wheels with Mounted Matching Spare
- Goodyear Wrangler Duratrac - LT225/75R16
- 3500lb HD Timbren Suspension w/ Electric Brakes
- Dual Side Doors for Easy Entry
- Rear Galley 50" x 62.5" x 23.5" W/H/D
- 2" Rear Receiver Hitch for Light Accessory Attachments

Features

- THULE Roof-Mounted Track, w/ THULE ProBars

Electrical

- Front Tongue-Mounted Battery Box
- LED Trailer Lighting
- Full Perimeter LED Lighting, Rear Work Lights, Front Work Light
- Cold Weather 7-Way cord

Certifications

- NATM Compliance
- Compliance with NFPA and NEC Building Requirements

OPTIONAL FEATURES

Optional Features

Comfort



- High Efficiency Forced Air Truma VarioHeat Furnace (LP/12V)
- 5000 BTU Air Conditioner (110V)
- Electric 1000 W Heater (110V)

Electrical

- 200W Solar Package
- Induction Cooktop in Galley

Other

- THULE 8.5' Hideaway Awning
- THULE Ayer Rooftop Tent



SPECIFICATIONS

55100X
Overland extreme



EXTERIOR COLOR OPTIONS

Arctic White Gloss	Gloss Solar Orange	Deep Sea Blue Matte	Elder White Matte
Storm Grey Gloss	Matte Greige	Tundra Night Charcoal Matte	Carbon Black Matte