

#ExpandYourSeasons

CORE RV





8019ATX
Adventure Trailer eXtrawide

LENGTH 266 in
WEIGHT 3707 lbs
TRAILER W/ BRAKES
GVWR 5,720 lbs

www.CORE-RV.com

INTELLI-CORE Structural Composite Construction

WHY CORE?



The Most Waterproof
The Most Durable
The Best Insulation
No Slip or Rot Floor
INTELLI-CORE Panels

INTELLI-CORE STRUCTURAL COMPOSITE TECHNOLOGY

Numerous advantages over traditional construction methods result in a lighter, stronger, easier to use, and longer lasting product which increases capability and productivity.

Lightweight - The lightest trailers in their class. Easy to tow, even behind utility vehicles.

Durable - Structural composite construction results in a dent resistant, stronger, and more resilient design.

Non-Conductive - Panels are constructed out of fiberglass, foam, and/or honeycomb materials.

Store Indoors or Out - Panels are waterproof, UV resistant, and built to handle the elements.

Easy to Maintain/Clean - Pressure wash inside and out. Smooth surfaces are easy to clean.

No Organic Materials = NO Mold, NO Rot, NO Mildew!

Precision Engineering - All panels, cabinetry, and storage solutions manufactured using CNC equipment for higher quality and industry leading fit and finish.

Thermal Advantage - Paneled construction gives a higher insulated product that is easy to heat/cool at a lower cost.

Easy to Graphic - Smooth, seamless paneled construction provides improved aesthetics and easy graphic application. Panels are available in many color options.

RF Transparent - Composite panels allow for radio wave transparency.

Longer Life - A CORE trailer utilizes manufacturing methods and materials that last longer reducing the frequency and need for replacement.

Easy to Repair - Damage is quickly and easily repaired at a lower cost.

8019 CORE RV



1



2



3

1 Spacious Kitchen, Tanks, and Half-Bath Ahead of the Garage Space

2 Electric Lift/Lower Bed with Fold-up Bed / Flip Over Couches

3 Step-On Wheel Well for Easy Exit and Entry of UTV

4 Drawer Bank and Roomy Cabinet Space Next to the Kitchen Sink

5 40" TV (12V) and AM/FM/BlueTooth/DVD Entertainment System

6 No-Slip Floor Featured with Optional Walnut and Spear Hole


7 Flip-Out Passthrough Windows with Integrated Roll-Down Shades and Roll-Up Screen for Privacy and Air Flow



4



5



6



7

STANDARD FEATURES

Interior Standard Features

Composite Shell Construction

- INTELLI-CORE Structural Composite Floor, Walls, and Roof
- Fully Insulated R15 Roof, R11 Floor, and R11 Walls
- Non-Skid, Impact Resistant Flooring
- Lightweight, Waterproof PVC Cabinetry
- Non-Organic Construction: NO Mold, NO Rot, NO Mildew

Comfort

- High-Efficiency Forced Air Truma Combi Furnace (12V/LP or 110V))
- High Efficiency, Low Profile A/C Unit (11K BTU, 11 amps Power Draw, 110V)

Electrical

- Bluetooth Capable Unit Control Through Phone App
- Perimeter LED Lighting w/ Dimmer Control; LED Task Lighting
- 110V Outlet, 12V Outlet, USB Charge ports
- 45 Amp Power Center, Battery Gauge, Battery Disconnect Switch
- AM/FM/CD/DVD Stereo w/Bluetooth & Marine Speakers
- 40" Sidewall TV on Locking Side Arm Mount w/Digital King Omni Pro Antenna
- LP/CO Alarm, Smoke Detector, Fire Extinguisher

Cooking

- 21" Oven and 3 Burner Cooktop w/ Flush Glass Top and Exhaust Fan
- Stainless Steel 1 Cu Ft Microwave

Furniture

- 60" Queen Overhead Electric Lift Bed
- Rear Rollover Sofa and Dinette w/ Composite Table

Chassis

- Electric Lift/Lower System for Easy Leveling or Lowering to Grade Surface

Exterior Standard Features

Construction

- INTELLI-CORE Structural Composite Floor, Walls, and Roof
- Aluminum Alloy Frame, 360 Deg Welds at Joints
- Aluminum Wheels
- Long Arm Torsion Suspension
- High-Speed Electric Jack Lift/ Lower System with Push Button Controls
- Fully Insulated Ramp Door w/ 86" x 85.5" Rear Opening
- Color Matched INTELLI-CORE Structural Composite Doors

Electrical

- 30 Amp Generator/Shore Power Plug
- LED Trailer Lighting
- Full Perimeter LED Lighting, Rear Work Lights, Front Work Light

Certifications

- NATM Compliance
- Compliance with NFPA and NEC Building Requirements

RV SPECIFIC STANDARD FEATURES

RV Features

Year-Round Usability

- Advanced Water System that is Usable 365 Days a Year
- Quick, Easy Drain Down

Furnace and Water Heater in One

- Single Truma Combi Appliance for Both Functions Reduces Propane and Electrical Requirements Only One Small Hole in the Wall for the Intake and Exhaust

Kitchenette

Kitchen Sink

Tank Capabilities

- 15 Gallon (15 Gallon) Fresh Water Tank
- 33 Gallon Grey/Black Water (Combined Grey/Black)

Bathroom

- Full Flushing Toilet
- Sink in Bathroom

ICE FISHING FEATURES

Ice Fishing Features

Ice Holes

- No-Slip Floor
- Drive-Over Catch Cover Holes
- CORE Rail Modular Track System



8019ATX
Adventure Trailer **extra**wide

LENGTH 266 in
WEIGHT 3707 lbs
TRAILER W/ BRAKES
GVWR 5,720 lbs

TOY HAULER FEATURES

Toy Hauler Features

Ramp Door Opening

- 86"W x 85.5"H
- Garage Space 74-3/4"W x 143-1/4"L
- Designed to fit a Tracked Full-Sized UTV

Exterior Color Options



OPTIONAL FEATURES

Electrical

- Armless Electric Side Awning w/ Auto Rain and Wind Control
- Exterior RGB Kit w/ RGB Control Center
- Electric Fireplace with Heat Element (110V)

Furniture

- Premium CORE Mid Back Captain's Chair (Chair, Mount, 12" Post)
- Premium CORE Atwood Centric Boat Seat (Seat, Mount, 15" Post)
- Pedestal Seat Base (Springfield Plug-In Style, Base Only)

Entertainment

- Fusion Exterior In-Wall Marine Soundbar
- Exterior Coax Port

Interior Finish

- Walnut Woodgrain Flooring Upgrade

Holes

- Delete all
- Spear Hole: Removable with compression Latches

